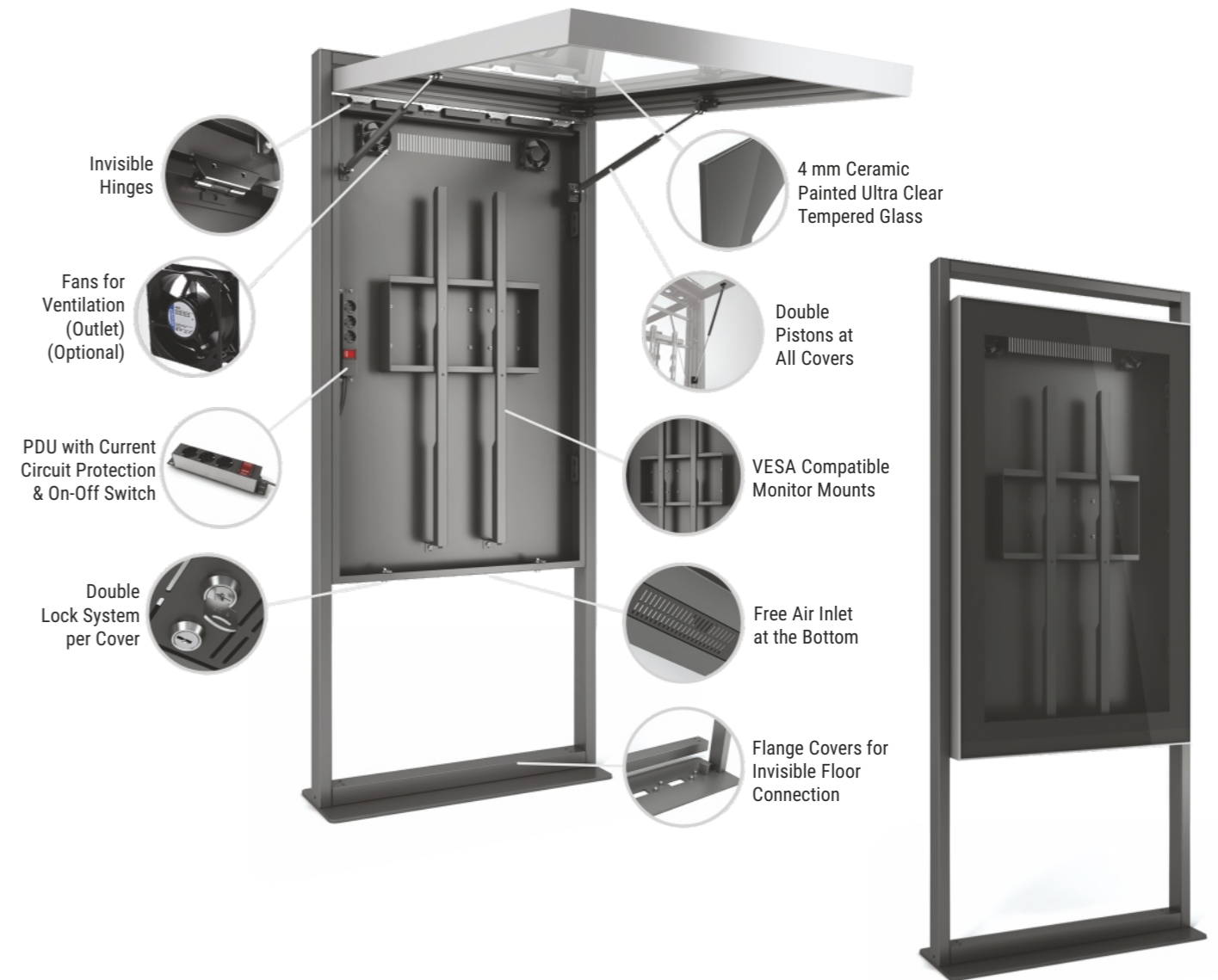





Show this product on the website



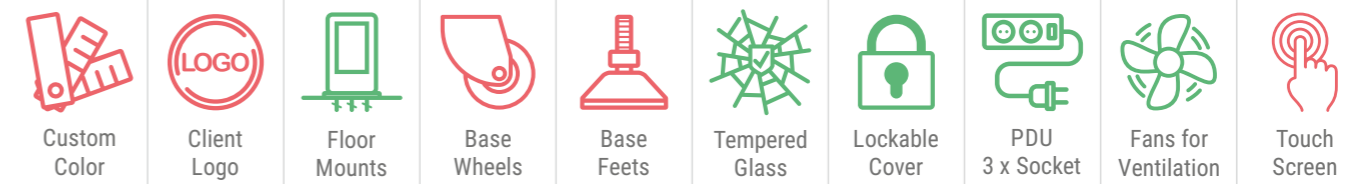
Key Features

- High Quality Finishes
- Easy Access for Maintenance
- Available for Floor Mounts
- Easy Monitor-TV Mounting
- Lockable Front Covers with Piston



Main Features

● Included ● Optional ● On Project ● Not Available



MONITOR			ENCLOSURE			PACKAGE	
Display (inch)	Mountable Max. Monitor Dimension	Dimension (WxHxD)	Flange (WxD)	Weight (kg)	Viewing Area (WxH)	Dimension (WxHxD)	Weight (kg)
49"	645x1115x100 mm	861x2125x148 mm	861x300 mm	115	604x1074 mm	900x2170x340 mm	123
50"	655x1135x100 mm	861x2125x148 mm	861x300 mm	115	616x1096 mm	900x2170x340 mm	123
55"	720x1250x100 mm	937x2225x148 mm	937x300 mm	130	680x1210 mm	980x2270x340 mm	138
65"	845x1470x100 mm	1061x2325x148 mm	1061x300 mm	140	804x1428 mm	1100x2370x340 mm	150
75"	970x1690x100 mm	1185x2525x148 mm	1185x400 mm	165	928x1650 mm	1250x2570x440 mm	180
85"	1095x1910x100 mm	1310x2625x148 mm	1310x450 mm	195	1053x1872 mm	1400x2720x490 mm	235

* Multiple product package sizes may differ from the information written above. Please get information when you order.